

Twitter Profit Secrets

How You REALLY Can Make Money Long-Term With Twitter

by Barbara Ling

Table of Contents

<u>Acknowledgments.....</u>	<u>v</u>
<u>Dedication.....</u>	<u>vi</u>
<u>Legal Notice.....</u>	<u>vii</u>
<u>Introduction.....</u>	<u>1</u>
<u>What You Will Need.....</u>	<u>2</u>
<u>The Challenge.....</u>	<u>2</u>
<u>Before You Begin.....</u>	<u>2</u>
<u>Where money is traditionally made.....</u>	<u>2</u>
<u>Step 1 – Set Up Twitter Account.....</u>	<u>7</u>
<u>Step 2 – Personalize Twitter Background.....</u>	<u>10</u>
<u>Step 3 – Create Twelcome Page.....</u>	<u>13</u>
<u>Step 4 – Sign Up At Twitter Directories.....</u>	<u>15</u>

<u>Step 5 – (Highly Suggested) Get HootSuite/Social Oomph.....</u>	<u>17</u>
<u>Step 6 – Tweet Affiliate Links.....</u>	<u>18</u>
<u>Step 7 – The Truth About Sponsored Tweets.....</u>	<u>23</u>
<u>Step 8 – Build Niche Authority.....</u>	<u>24</u>
<u>Step 9 – Build Offline Local Authority.....</u>	<u>25</u>
<u>Step 10 – Improve Your SEO.....</u>	<u>28</u>
<u>Conclusion.....</u>	<u>30</u>
<u>About The Author.....</u>	<u>31</u>
<u>Appendix A – 100% Affiliate Commission Program.....</u>	<u>32</u>
<u>Appendix B – Recommended Resources.....</u>	<u>33</u>
<u>Ecover Black Pack.....</u>	<u>33</u>
<u>Classic! 501 Online Business Graphics Package.....</u>	<u>33</u>
<u>Appendix C – Humor!.....</u>	<u>34</u>

Appendix D – Twitter Resources.....35

Appendix E – Other Writings.....36

SMART First-Time WSO Creation Blueprint.....36

WarriorPlus Affiliate Profits.....36

Complete 4 Course Gourmet Meal – Income Fitness.....37

21 Easy Steps To Putting Your Business on the Internet in LESS than 24
Hours.....37

And if you'd like to see all of what I produce over at the Warrior Forums...
.....38

Remember.....39

Acknowledgments

A public thank you – I’ve been making my living online now for over 14 years and during this time, have been blessed by the following individuals:

- [Bill Vick](#), [Wallace Harkness](#), Dr. Ilyse O’Desky, Terry Zappulla, Ed Horch, Mary Ellen Ferrara, [Tony Blake](#), and bunches more.
- I’m also deeply grateful to the blogosphere and the super folks from whom I learned including [Kathe Lucas](#), [Denise Hall and the Wacky Gang](#), [Janelle Kleppin](#), [Erica Stone](#), [Tink BD](#), [Jenny Dunham](#), [John Lenaghan](#), [Debbie Benstein](#), [Liz Strauss](#), [Mark Davidson](#), [Suzie Cheel](#), [Joanna Young](#), [Brian Clark](#), [Darren Rowse](#), [Maureen Sharib](#), [Jim Stroud](#), [Judi Sohn](#), [Catherine Lawson](#), [Maki](#), [Wendy Piersall](#), [John Chow](#), [Gab Goldenberg](#), [James Chartrand](#), [Skellie](#), [Crow](#), [Joel Falconer](#), [Melinda](#), [Lorelle](#), [Brad Shorr](#), [Cath Lawson](#), [Barbara Swafford](#), [Ulla Hennig](#) and many more as well.
- And I would most remiss indeed if I neglected to mention [Bonnie](#) and the [RocketMoms](#) of [Squidoo](#)! They taught me an incredible amount about how terrific Squidoo is for anyone online.
- Next, I am indebted to:
- **Donna Gillespie**, author of the life-changing books [The Light Bearer](#) and [Lady of the Light](#) – one of the most superb writers today.

Last but never least:

My family. My wonderful husband, Moses Ling, my terrific kids, my wondrous mooses, my absolutely fantastic parents - none of this would be possible whatsoever without their love and support. This one's for you, folks!

Dedication

To my husband:

Twitter Profit Secrets is dedicated to my husband, Moses Ling...the man in my life who keeps me sane and gives me the truest meaning to my life.

I love you the mostest. Always.

And also.....

This report is dedicated to [Sheila Weisfeld of VPI Industries](#), a dear friend of mine who died yesterday of pancreatic cancer. My life, indeed...was blessed knowing her.



Rest in Peace Sheila.....you touched countless people and brought goodness to their lives.

Barbara Ling

Fortune favors the bold.

Legal Notice

Lingstar ("LINGSTAR") and its licensors retain all ownership rights to the system **TWITTER PROFIT SECRETS** (hencewards called "the System") and software included offered by LINGSTAR. Use of the System and related software is governed by applicable copyright law.

All rights reserved. No part of this System may be reproduced or transmitted in any form or by any means, electronic or mechanical, including photocopying, recording, or by any information storage and retrieval system, without the written permission of the publisher Lingstar. Making unauthorized copies, adaptations, or compilation works, or including this material in lectures or seminars for profit is strictly prohibited and constitutes a punishable violation of the law.

LINGSTAR may revise this documentation from time to time without notice.

THIS SYSTEM IS PROVIDED "AS IS" WITHOUT WARRANTY OF ANY KIND. IN NO EVENT SHALL LINGSTAR BE LIABLE FOR ANY LOSS OF PROFITS, LOSS OF BUSINESS, LOSS OF USE OR DATA, INTERRUPTION OF BUSINESS, OR FOR INDIRECT, SPECIAL, INCIDENTAL, OR CONSEQUENTIAL DAMAGES OF ANY KIND, ARISING FROM ANY ERROR IN THIS DOCUMENTATION.

The System and software are copyright © 1998-2020 Lingstar All rights reserved.

LINGSTAR, and the LINGSTAR corporate logo are trademarks of LINGSTAR. Other product or brand names are trademarks or registered trademarks of their respective holders.

Nicky510 is owned by <http://www.nicky510.com> . Comics used with permission.

Twitter Profit Secrets

Published by Lingstar 2012

<http://www.barbaraling.com>

All Rights Reserved

This page is left intentionally blank.

Well, not really blank, as I've just written in it.

Actually, I typed in it.

Want a yummy snack?



It's a great way to start the day! :)

Introduction



WWW.CHUCKLEADUCK.COM

©2011

Twitter!

It's a great social network, but did you know you could also make money from it?

True, it will take time, and it will take effort...but it's entirely doable.

And here's how.

What You Will Need

All you will need to make money with Twitter is:

- A Twitter ID
- Affiliate links
- Pages/blogs to drive traffic to

And here's how you start!



The Challenge

You've heard of Twitter.

You want to make money with Twitter.

Wonderful!

Unless you have a bazillion followers, mind you...making money with Twitter is indeed a long-term process. But it certainly....can be done.

But first indulge me, and examine:

Before You Begin

Where money is traditionally made

So...you want to make money on Twitter.

Well, I have excellent news for you...and rather ick-related news for you.

The amount of money you make will be directly related to:

- **Your reach to real people** (read: not Twitter bots, which are automatic posters)
- **Your influence** (if you say “jump”, does your audience immediately respond, “how high?” And when in the middle of the air, do they then ask you, “can I come down now?”)

If the answer to that is **yes**, you'll make earlobes of money via sponsored tweets, affiliate link marketing and the like.

If the answer is “no”, you'll have a ways to go. :)

But allow to me to reveal to you a side of Twitter you've probably never realized!

Lookie here at my most recent tweet.



This was taken from <http://twitter.com/barbaraling> .

Now, lookie at that 3 minutes ago. Did you know that's hyperlinked? If you click on it, you'd see:



@barbaraling
Barbara Ling

Make money with Twitter. Methinks I'll
write a report on it. Coffee anyone?

5 minutes ago via TweetDeck

It's this page.

<http://twitter.com/#!/barbaraling/status/149051376566140929>

Now, here's the superDeDuper thingee about that glorious fact.....

If you know a bit about the Internet, you'll see that Twitter has now created an individual page on its site that focuses on **my** brilliantly heartwarming content. 'course, in this case, it was merely me stating about making money with Twitter (*and of course, coffee. Can't forget the coffee!*).

Did you know that search engines like Google index bunches of tweets?



Honestly, they do! Heck, let's see what Google has to say about my tweets in specific.

site:twitter.com/barbaraling

This search query simply tells Google to return all the pages they've indexed that fall under the directory, barbaraling.

Yowsa! Over 2,600 results, well, result!

Think about this for a moment.

My tweet was “**Make money with Twitter.** Methinks I'll write a report on it. Coffee anyone?”

Chances are, eventually that will be picked up by Google.

And indexed.

So the keyphrase, “make money with Twitter” will in a teeny tiny way be associated with **me**.

This is key, gentle reader....key.

One single tweet, of course, will not have much impact.

But you can use Twitter to help build up your search engine visibility online!

Not only that. After tweeting that pensive statement, lookie on the next page what happened at the Warrior Forum.



Now, the Warrior Forum is <http://www.warriorforum.com> . It's heavily trafficked too. And my make money with Twitter Tweet now shows up there as well!

Btw, back in July, Kurt wrote one of the best guides about Twitter and SEO over at <http://www.warriorforum.com/warrior-special-offers-forum/412349-easiest-way-ever-get-googles-first-page-guaranteed.html> . He and I are both old-school; we both did portal building 'way back when only geeks who talked in machine language understood SEO. :)



Anywhos, here's the point I want to make!

You **generally** don't make money in Twitter by posting a link and

someone buys and woohooo! You get a commission. Well, of course, that **can** happen, but you first need to....

Lay. The. Groundwork.

And that's what **Twitter Profit Secrets** will reveal to you.

So! Let's begin! Turn the page and:

Step 1 – Set Up Twitter Account

Well now, of course.

It kinda sorta goes without saying, aye?

To make money with Twitter, it helps to first have a Twitter account. Kinda sorta like to help with breathing, it helps to have lungs.



- *No lungs, no breath!*
- *No Twitter account, no making money with it!*

So!

Visit <http://twitter.com> . You'll see something like:

You need to give your name, email address and password.

Once you do so, you'll be able to spiffize your account!

I just decided for the heck of it to sign up again! I used my name, Barbara Ling, and here's what I saw:

And lookie!

Twitter's suggestion for my user name is available!

The screenshot shows the Twitter sign-up interface. It includes input fields for 'Name' (Barbara Ling), 'Email' (btl@risetrends.com), 'Password' (masked with dots), and 'Username' (BarbaraLing1). Each field has a green checkmark and a confirmation message: 'Name looks great.', 'We will email you a confirmation.', 'Password is okay.', and 'Username is available.'. Below the username field, suggestions are listed: BtlLing, LingBtl, btl_ling, ling_btl, BtlBarbara. A red circle highlights the 'BarbaraLing1' text, and a red arrow points from it to the 'Username is available' message. At the bottom, there is a checkbox for 'Keep me logged-in on this computer.', a section for 'Terms of Service' with a dropdown menu, and a large yellow 'Create my account' button.

Thing is, though.... If I'm going to use Twitter to make money in, say, niche marketing, I probably don't want to use that name.

Instead, I'd like to use something like

- AudioSmarts

- HandBagGod
- SmartTools
- HDTVideas

Now, if you're going for the authority route, by all means....use your name!

I used my name!

[Http://twitter.com/barbaraling](http://twitter.com/barbaraling)

And if you're going for the “local business authority” route, consider using your town name:

- MiddletownTips
- DenlarGuru
- WestBranchReporter

etc.etc.etc.

Other resources for making a good Twitter name can be found at:

- <http://www.dummies.com/how-to/content/how-to-choose-a-good-twitter-username.html>
- <http://www.140twitterstreet.com/how-to-choose-your-twitter-name/>
- <http://www.cedarsage.com/twitter/how-to-choose-a-good-twitter-name/>



Alrighty, now you have a rockin' Twitter account!

The next step is to:

Step 2 – Personalize Twitter Background

QUICK!

Look at

<http://twitter.com/njteachermt>

Then right-click on the background and lookie at

http://a1.twimg.com/profile_background_images/370118359/bg1.jpg

Nice, 'taint it?

That background was hand-created (by me, no less :)).

And then lookie at

<http://twitter.com/barbaraling>

And see the magnificent background:

http://a1.twimg.com/profile_background_images/138272005/btl-twitter.jpg

The thing is, a quality Twitter background can catch the eye, spark attention, and add to the overall Wootness of your Twitter presence.



And did you know, you can get free Twitter backgrounds too?

Here are some sites for those:

- <http://www.twitrbackgrounds.com/>
- <http://twitrounds.com/>
- <http://www.twitbacks.com/>

Want the specs for creating one yourself?

Lookie at

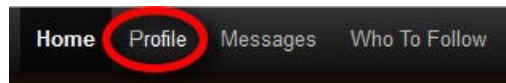
- <http://tweetstyle.com/design-specs/>
- <http://www.twitter-background.com/twitter-custom-backgrounds/>

And here's a free template!

- <http://www.atulperx.com/photoshop/twitter-background-template-psd-make-your-own-twitter-background/>

To edit your profile, first log into Twitter and then click on

Edit | Profile



And then click on

Edit your profile:




'course, you'll see something entirely different, as my profile has been customized already. Btw, foreshadowing....Lookie above as to my “more” link. :)

Anywhos!

Once you click on **Edit your profile**, you can upload your profile picture:

<https://twitter.com/settings/profile>

Picture  Click HERE to upload a profile
Maximum size of 700k. JPG, GIF, PNG.

Name
Enter your real name, so people you know can recognize y

Location
Where in the world are you?

Web
Have a homepage or a blog? Put the address here.
(You can also add Twitter to your site here)


Bio
About yourself in fewer than 160 chars.

And then also click on the Design tab to change your background as well:



barbaraling's settings

Account Password Mobile Notifications Profile **Design** Applications

Picture 
Maximum size of 700k. JPG, GIF, PNG.

Name
Enter your real name, so people you know can recognize you.

That will bring you to <https://twitter.com/settings/design> where you can set up your design to your heart's content.

Want more ideas?

- <http://www.blueglass.com/blog/4-ways-to-optimize-your-twitter-background/>
- <http://www.webdesignerdepot.com/2009/06/100-creative-twitter-backgrounds-featuring-illustration/>
- <http://www.smashingshowcase.com/2011/10/35-beautiful-amazing-twitter-backgrounds/>
- <http://tutorials-share.com/2011/08/40-fresh-twitter-backgrounds-inspiration/>

should delight and amaze you!

So! Where are we?

Hmmm....lemme think, okay? Ah yes!

You've now set up your Twitter background and profile image....now it's time to:

Step 3 – Create Twelcome Page

Other sites offer Welcome pages, but for us...

We make Twelcome pages!

Like....

- <http://www.barbaraling.com/insights/twelcome-to-my-twitter->



[page/](#)

I was inspired to do this back in 2008 from reading:

- <http://www.searchengineguide.com/mack-coller/does-your-blog-have-a-twitter-landing-pa.php>

And you'll notice on my

<http://twitter.com/barbaraling>

page...the following.



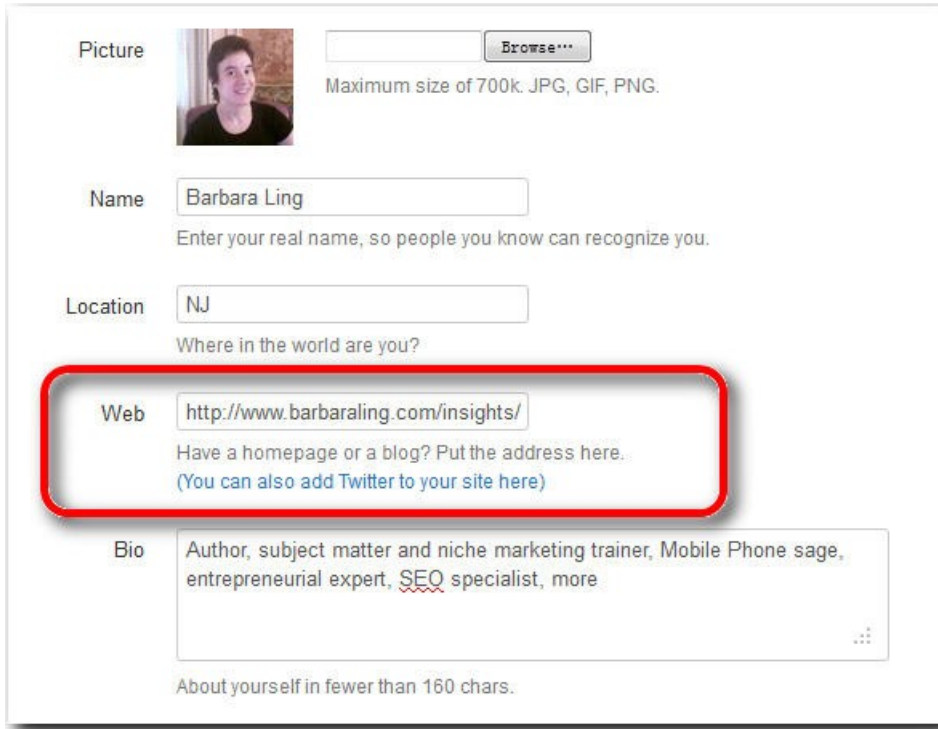
Okay, yes, I also just updated my profile picture (notice! No blue side thingee anymore!). Been meaning to do that for awhile...

So right from the getgo, peoples visiting me Twitter page see that I have a customized Welcome just for them....my Twelcome!

It works grand, it does.

And it's very easy to do! Simply create a new page or post off of your blog that welcomes Twitter folk to your site, and then use **that** as your profile destination link like so:

<https://twitter.com/settings/profile>



Picture Browse...

Maximum size of 700k. JPG, GIF, PNG.

Name

Enter your real name, so people you know can recognize you.

Location

Where in the world are you?

Web

Have a homepage or a blog? Put the address here.
(You can also add Twitter to your site here)

Bio

About yourself in fewer than 160 chars.



Neat, aye?

We're almost done now and ready to start putting the make money with Twitter adventure to work!

But first, there's still one more thingee you really really REALLY should do.

And it's this.

Step 4 – Sign Up At Twitter Directories

Okay, there's two more things you should really really REALLY do.

Sorry, I lost me train of thought.

Anywhos!

Once you set yourself up at Twitter, you should add yourself to specific Twitter niche directories like:



- <http://wefollow.com/>
- <http://www.twellow.com/>
- <http://justtweetit.com/>

to name a few.

It's simple to do – for example, <http://wefollow.com/add/> returns you:

Add yourself: Pick the city and interests that describe you!
(You will be listed in our directory under the city and interests you pick below)

Location (Your home city)
Type Your City...

Interests (Top 5, one per line)

seo 1

marketer 2

trainer 3

recruiting 4

incomefitness 5

Tweet to complete

Just added myself to the <http://wefollow.com> twitter directory under: #seo #marketer #trainer #recruiting #incomefitness

Mine is already filled out as you can see. :)

NOW.....

Now there's still one more thingee you really really REALLY should do!

And it's this.

Step 5 – (Highly Suggested) Get HootSuite/Social Oomph

The plain facts are...

If you were to sit at your desk to tweet and tweet and tweet...you just wouldn't get anything done. Wah!

So, you should **definitely** consider using an auto-tweet service (*or investing in the OTO of this product, which includes an auto-tweeting software! Grab it [here](#)*).



Want to see how much I really believe in this?

Check out:

- <https://twitter.com/ghostzen>
- <https://twitter.com/mobilesmarts>
- <https://twitter.com/secretfinds>

These are all auto-tweeting accounts I have set up in the past.

Notice some of the following numbers. :)

The great thing about autotweeting is that you can use it to augment your own interactions (ie, you don't have to be 100% solely auto!).

Now, I myself use [Social Oomph](#).

Other folks like [HootSuite](#).

Another thing I like is that both applications allow you to set up RSS feeds to auto-tweet in your account. This is **huge**, as many affiliate programs will provide you with an RSS feed (like Amazon, for example).



Keep in mind you can do this manually but...well...honestly.... getting an auto-tweeting account just makes sense.

So do it.

Guess what!

We now have all the preliminary stuff out of the way...so let's now dive into making money, shall we? Turn to:

Step 6 – Tweet Affiliate Links

Well now, that does kinda sorta make sense, y'know?

If you tweet affiliate links, and people buy from said affiliate links, you get zee credit!

If you have an auto-tweeting ability, you can upload a text file of your affiliates to tweet. For example, here's a snippet of mine I use every now and then:



Better than Clickbank!

<http://www.barbaraling.com/learnmore/rapbank.php>

Looking for a great PC online repair tool that works?

<http://www.barbaraling.com/learnmore/reimage.php>

Did you know you can put up a store online in LESS than 24 Hours?

<http://www.barbaraling.com/learnmore/21store.php>

This is the best resource I've found for writing #ebooks -

<http://www.barbaraling.com/learnmore/eempire.php>

I'll schedule me autotweeting to tweet an affiliate link once or twice a day generally (*unless it's a hard-core twitter ID that focuses solely on making money...in that case, it's a bit more often*).

Do you promote Clickbank products?

You can get a free **Clickbank RSS Feed** made for you over at



- <http://clickbank.rssfeedsgenerator.com/>
- <http://www.cbfeed.com/>

Amazon RSS feeds are at

- <http://amazon.rssfeedsgenerator.com/>
- <http://www.amazon.com/gp/help/customer/display.html?nodeId=200202840>

eBay feeds are at

- <http://ebay.rssfeedsgenerator.com/>
- <http://pages.ebay.com/affiliates/tools/rssgenerator/index.html>

And once you have the affiliate feed you want to promote, you simply add that to your auto-tweeting schedule.

Speaking of which, want to see how easy that is to do?

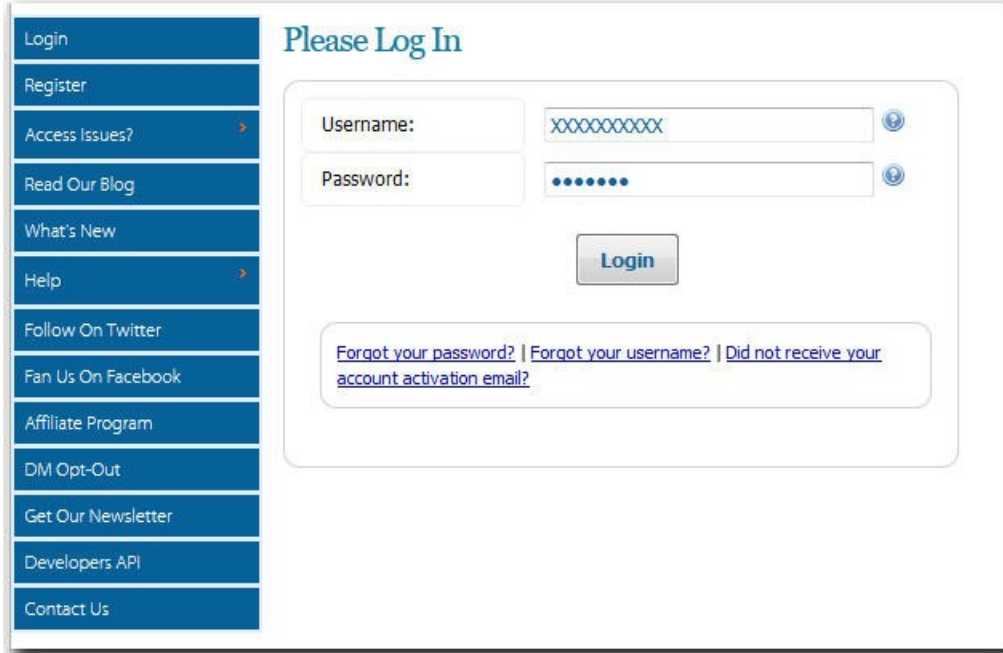
Assuming you've invested in [Social Oomph](#), here's how to do it.

Let's first grab a a niche-based RSS feed, oh, say, Amazon.com's love of HDTV.

Here be my feed:

[http://www.amazon.com/rss/bestsellers/electronics/172659?
tag=virtualcoach-20](http://www.amazon.com/rss/bestsellers/electronics/172659?tag=virtualcoach-20)

Next, I'm going to log into my [Social Oomph](#) account:

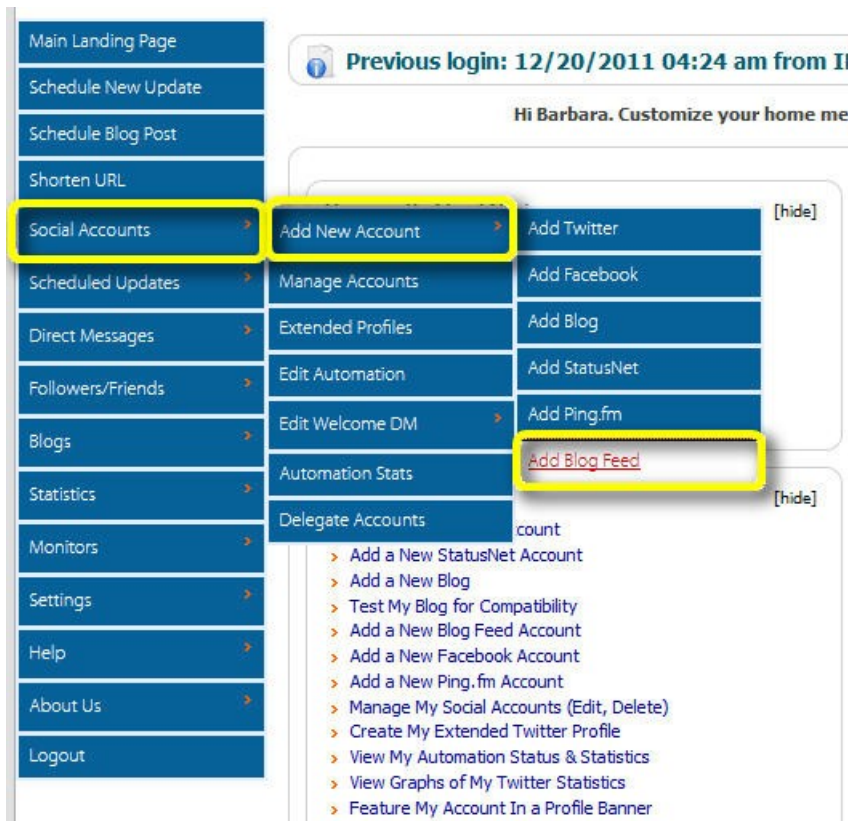


Then I will choose

Social Accounts | Add New Account | Add Blog Feed

like so.





When you do that, the following shows up.

(Paste your RSS feed where I show in the next image).

The screenshot shows a web form titled "Add a New Blog Feed Account". It has several fields: "Account Name" (with "BTL HDTV" entered), "Blog Feed URL" (with an Amazon RSS link), "Account(s)" (with a dropdown menu showing "barbaraling (Twitter)" selected), "Update Frequency" (set to "Every 12 hours"), "Time of Day", and "Number of Updates" (set to "One"). Annotations include a red box around the "Blog Feed URL" field with the text "Paste RSS Feed HERE" and an arrow pointing to it, and another red box around the "Account(s)" dropdown with the text "Select Twitter Account Here" and an arrow pointing to it.

There are other options too, you can choose. But as this is a Twitter Profits report and NOT a Social Oomph Profits Report....I'll leave it at that.

As you can see if you follow my feed at <http://twitter.com/barbaraling>, every 12 hours one tweet shows up from Amazon.com that highlights a specific HDTV that has my affiliate ID embedded.

It's set-it-and-forget-it – I don't have to do anything else.

You can do this yourself with any affiliate feed, or manually bulk upload a text file of tweets that go off every few hours or so.

Neat, aye?

Next, let's explore:



Step 7 – The Truth About Sponsored Tweets

Oh my aching earlobes.

Sponsored Tweets.

Jinx you owe me a soda if you thought about John Chow.

Ie,

<http://www.johnchow.com/make-money-online-with-sponsored-tweets/>

More to the point:

<http://bloggertone.com/marketing/2011/01/12/how-i-make-money-on-twitter/>

ie,

***Sponsor Tweets** – once you have a critical mass of followers in a specific area, for example, Web Project Management, contact companies who develop this software and offer sponsored tweets. [John Chow](#) made \$12,000 with a single sponsored tweet last year.*

Wanna guess how he could command that fee?

Simple! He has almost 60,000 followers.

When you get to that kind of critical mass, you can certainly command big bucks indeed!

So....

Do NOT get into sponsored tweets thinking you'll make a bazillion



bunches of money asap.

However, it might truly be something to help add to your income.

You can sign up for Sponsored Tweets over at, well, [SponsoredTweets!](#)

And if you'd like some alternatives, grab 50 of 'em over at:

<http://www.similarsitesearch.com/alternatives-to/sponsoredtweets.com>



Neat, hmmm?

The next way you can use Twitter to make money online is not a direct way, but yowsa, it works brilliantly as a long-term plan. You simply:

Step 8 – Build Niche Authority

Think about how often people ask for help on Twitter.

Actually, let me show you instead!

Click on this search below

- [How Do I ?](#)

or perhaps

- [help with](#)

You can search for questions within your niche and then tweet a response.

Ideally, if you've already answered that on your blog, you could include your blog post in your tweet...or you can draw out the individual with more questions like so.



Ileane, btw, is quite the awesome blogger – you should check her out over at <http://basicblogtips.com/>.

The key here is to be open, be friendly, and make sure your Twitter profile points visitors back to your authority site.



And don't forget to turn on the Twitter display feature on any forum you participate in! You'll be able to have your tweets show up there too...and the more exposure, the better.

Next, you can make money with Twitter via:

Step 9 – Build Offline Local Authority

This can be a potential offline local marketing biggie!

Think about the following.

Sure, we all have our niches in which we specialize.

But what if you want to become a local offline consultant?

Someone who builds websites for local businesses, or does SEO, or helps them with their offline marketing, or....

Get the picture?

Well, you can start building up your presence on Twitter by retweeting local business news, making sure to use a Twitter hashtag of your town as well.

Let's say that you're an aspiring consultant in Asbury Park, NJ

You could set up an automatic RSS feed (*[Social Oomph](#)*, anyone?) that automatically sends local news to your Twitter feed.



The benefits here are that because those tweets will become indexed in Google with your city name **and** your Twitter ID...ideally, it will help you to become more visible to potential future clients.

It's easy to find news sites – simply search on your city plus “news”. Ie:

- [livingston nj news](#)

might lead you to:

- <http://www.nj.com/livingston/>

Search for “RSS” on that page, and you might find:

- <http://www.nj.com/rss/>

which then leads you to

- <http://topics.nj.com/tag/livingston/atom.xml>

Now, that site by itself doesn't have a whole lot of entries, so you'd continue your search by looking for:

- [livingston NJ blog](#)

See how it works?

And meanwhile, you'd tweet real statuses like the customers with whom you are working, things from the daily news that deal with Livingston and the like.

Did you know you can find local tweet resources too?

Visit sites like:

<http://nearbytweets.com>

And you'll love the advanced twitter search:

<https://twitter.com/#!/search-advanced>

Input your zip code and see what happens!



Massively cool, I might say!

- <http://localtweeps.com/>
- <http://www.twitterlocal.net/>

are also useful too.

How else can you use Twitter to build up local authority?

You can search up your local Chamber of Commerce at

<http://www.chamberofcommerce.com/>

Once you find **your** specific Chamber of Commerce, you can view the member directories one by one, visit the businesses online and follow them on Twitter.

True, it's time-consuming, but once done, bunches of your followers will be from your future customer pool.

Nice, eh?

And finally, another way you can use Twitter to make money (long term, that is, by driving traffic to your services/products/offers) is:

Step 10 – Improve Your SEO

Yes, it's true.

You can use Twitter to improve your SEO.

As I've shown earlier, every tweet you make gets indexed within search engines.

Thus, you can structure your tweets to point to specific pages within your site!

Let's take an example, say, video marketing.

Consider these links on my blog.

- <http://www.barbaraling.com/insights/video-newbies/>
- <http://www.barbaraling.com/insights/video-seo-2/>
- <http://www.barbaraling.com/insights/video-marketing-list/>
- <http://www.barbaraling.com/insights/video-marketing/>
- <http://www.barbaraling.com/insights/video-tutorials/>

Yes, I did a video marketing tutorial series for my SEO purposes (which worked great – look where my site shows up for:

- [beginners video marketing](#)

Anywhos! If I **didn't** have that visibility, I could create tweets like so:

Got #VideoMarketing questions? New Blog post -

<http://www.barbaraling.com/insights/video-tutorials/>

Beginners #VideoMarketing is easy!

<http://www.barbaraling.com/insights/video-newbies/>



Those tweets would get indexed in search engines and long-term, contribute towards increasing my overall visibility on the Internet.

Other resources for Twitter and SEO include:

- <http://www.searchenginejournal.com/10-tips-improve-your-seo-using-twitter/28790/>
- <http://www.sitepronews.com/2011/05/29/how-to-use-twitter-for-seo/>
- <http://www.searchenginepeople.com/blog/twitter-seo-magnet.html>
- <http://blog.bufferapp.com/twitter-seo-secrets>



Honestly, you're only limited by your imagination. :)

Conclusion

This concludes **Twitter Profit Secrets**.

Good stuff, isn't it? As you can see, you will NOT make big huge amounts of money instantly without any effort...however, you can create a long-term plan that will result in income growing week after week, month after month.

Hope you enjoyed this special report! And don't forget, if you want to tweet affiliate links that deliver to you 100% affiliate commission, check out:



[100% Affiliate Commission Secrets](#)

It walks you thru how to uncover those products that deliver to you 100% of all the profits. Woot!

Grow strong,

Barbara Ling

About The Author



Success...it's an attitude!



Welcome! My name is Barbara Ling, and in a nutshell, I'm all about sharing what I've learned over the past decade about creating and running a profitable business online.

My credentials include:

- **Writing 40+ books/ebooks** about various/sundry ways for people to generate income online (entrepreneur, recruiting, real estate, auctions, SEO, finding a job, safe weight loss, hidden customers, etc.etc.etc.)
- Being quoted/featured/etc. in various publications/blogs online like:
 - [Barbara Ling: Secrets of a Veteran Webmaster](#)
 - [Empower Your Children To Out-Earn Their Professors](#)
 - [Nailing a good contractor](#)
 - [Microsoft Small Business Success Story](#)

There's 'way too much to write here....you can visit my [Barbara Ling About Me](#) page to learn more!

Appendix A – 100% Affiliate Commission Program

As well as making my own products, I also run a 100% affiliate commission program over at [Virtual Coach affiliates!](#)



And don't forget:



Confused as to why anyone would offer a 100% affiliate commission? Methinks you'll greatly enjoy:

[Why Marketers Offer 100% Affiliate Commissions To People](#)

The program uses [Rapid Action Profits](#), so you're paid instantly to your Paypal account!

Want to see 2 of the goodies you'll find that I use meself?

Turn the page....

Appendix B – Recommended Resources

Here's some of the products I really like and use myself!

Ecover Black Pack



This is wonderful collection of 35 Photoshop actions you can use to make your own professional 3d eCovers. **Love it love it love it, I now design all of mine meself.** [Click HERE](#) to learn more!


Classic! 501 Online Business Graphics Package



A truly nifty way to jazz up boring websites with 100 great people images, 250 editable PSD header files and much more! [Click HERE](#) to learn more!

Appendix C – Humor!

Humor makes the world go 'round, and you just can't get any better than [Nicky510](#).



Appendix D – Twitter Resources

Want some nifty Twitter Goodness?

Check out:

Twitter Blogs

- <http://blog.twitter.com/>
- <http://www.twitip.com/>
- <http://twitaholic.com/>

Twitter Apps

- <http://socialmediatoday.com/eric-goldstein/295232/most-complete-twitter-application-list-available-2011-edition>

Twitter Get More Followers:

- <http://www.business2community.com/twitter/9-tips-to-grow-twitter-followers-the-right-way-0106849>
- <http://twittertoolsbook.com/get-more-twitter-followers-ethically/> (really good!)
- http://www.huffingtonpost.com/jay-heinrichs/ways-to-get-more-twitter-followers_b_1018645.html

Creative Twitter Uses

- <http://at.kkoolook.com/25-creative-uses-of-twitter>
- <http://www.simplybusiness.co.uk/knowledge/articles/2011/08/2011-08-19-5-creative-ways-to-use-twitter-for-your-business/>



Appendix E – Other Writings

Over the past few centuries, I've written other books and ebooks you might find peachy! They include:

SMART First-Time WSO Creation Blueprint



This is my personal guide that shows you all the mistakes I made when creating my first WSO...so you don't have to!

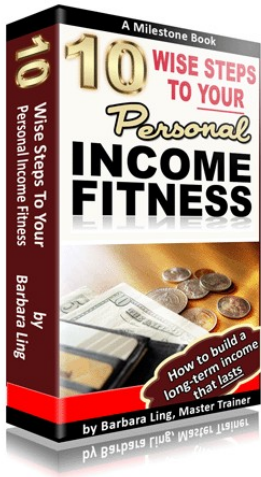
WarriorPlus Affiliate Profits



This is my extreme newbie guide for how to make money with the Warrior Plus affiliate system...and how to uncover 100% affiliate commission, best-selling products and more!

More WSOs can be found [HERE!](#)

Complete 4 Course Gourmet Meal – Income Fitness

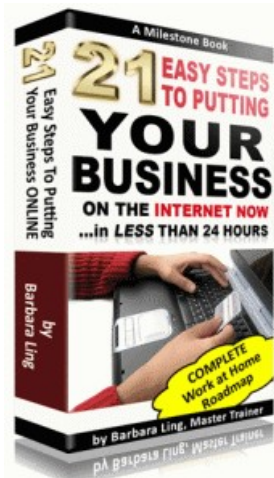


Make no mistake about this, this is **the** single most **comprehensive guide** you can find out there for **dominating your particular niche**, be it home, living, fitness, health, parenting, moose-wrangling, ice carving, soap making, accounting, new-aging, life-coaching, sky-diving, PTA'ing, baking, sewing, MOPARing.... Get the idea? :)

Close to 200 pages in length, this blueprint takes you by the hand and walks you through how to set up all of your personal blogging and social networking...and then how to methodically start to build up your own authority status.

It's the exact methods I follow meself. [Click HERE to check it out!](#)

21 Easy Steps To Putting Your Business on the Internet in LESS than 24 Hours



Do you already have your own business in real life....and now want to attract a whole new set of eager buying customers and clients **online**?

If so, you'll **love** what you read here!

Honestly, there's so much hand-holding and secrets revealed...let me let you read it for yourself (*you'll see the story about Lingstar Learning too!*).

[Click HERE to learn more!](#)

And if you'd like to see all of what I produce over at the Warrior Forums...

Click [HERE](#) to see 'em! (This picture was taken 2 days after my latest release. As you can tell...I'm a wee bit prolific. :) **And notice how I offer 100% affiliate commissions on the front end!**

Available Offers from *barbling* ([View All Offers](#))

PRODUCT / VENDOR	WSO DATE	SALES	VISITOR CONV.	VISITOR VALUE	AVG. PRICE	BUMPS	COMM RATE
100% Affiliate Commission Secrets OTO barbling	2011-12-14	10+	39%	\$3.89	\$9.97	1	50%
100% Affiliate Commission Secrets barbling	2011-12-14	50+	11%	\$0.43	\$3.82	1	100%
Cash In On The Holidays With Angry Birds barbling	2011-12-11	100+	6%	\$0.34	\$5.59	1	100%
Cash In On The Holidays With Angry Birds OTO barbling	2011-12-11	25+	29%	\$2.85	\$9.97	1	50%
Smart First Time WSO Creation OTO barbling	2011-12-10	1+	16%	\$1.55	\$9.97	1	50%
Smart First Time WSO Creation barbling	2011-12-10	50+	11%	\$0.34	\$3.08	1	100%

Remember.....

Fortune Favors the Bold.

**Go out and make yourself
fortunate...**

TODAY!